

FIRE DEPARTMENT • CITY OF NEW YORK



**STUDY MATERIAL FOR THE
CERTIFICATE OF FITNESS FOR:
INSPECTION, CLEANING & TESTING OF SMOKE DETECTORS
S-78 (CITYWIDE)
INSPECTION, CLEANING & TESTING OF SMOKE DETECTORS
F-78 (PREMISES RELATED)**

This book is provided to the public for free by the FDNY.

ALSO INCLUDED IN THIS BOOKLET YOU WILL FIND THE FOLLOWING:

NOTICE OF EXAMINATION (NOE)

© 11/2012 New York City Fire Department - All rights reserved ®

This book is provided to the public for free by the FDNY.

Contents

EXAM SPECIFIC INFORMATION FOR F-61 CERTIFICATE OF FITNESS	3
Special requirements for the: F-78/S-78 Certificate of Fitness:	3
INTRODUCTION	8
DEFINITIONS	9
CERTIFICATE OF FITNESS	11
INITIATING DEVICES	11
Smoke Detectors	12
INSTALLATION: PLACEMENT AND SPACING	17
AIR DUCT AND	18
HEATING, VENTILATING, AND AIR CONDITIONING (HVAC)	18
MAINTENANCE OF SMOKE DETECTOR SYSTEMS	19
Inspection, Testing and Cleaning Guidelines	20
Cleaning	22
Testing	22
Sensitivity	23
Sensitivity Test	23
Maintenance, Inspection, and Testing Records	25
ALARM LOG BOOK	25
(*Example for Repair or Replacement Record of Building Smoke Detectors).....	28
Unwarranted and Unnecessary Alarms	28
PREVENTION OF UNNECESSARY AND UNWARRANTED ALARMS	29
S-78/F-78 CERTIFICATE OF FITNESS CHANGES – 2016	30

EXAM SPECIFIC INFORMATION FOR F-61 CERTIFICATE OF FITNESS

Save time and submit application online!

Applicants who submitted and paid online for an exam before arriving at the FDNY will not need to wait in line to enter the FDNY.

It can take about 30 minutes to complete. Completing application and paying online will eliminate waiting outside in the long lines.

Simplified instructions for online application and payment can be found here:

<http://www1.nyc.gov/assets/fdny/downloads/pdf/business/fdny-business-cof-individuals-short.pdf>

Create an Account and Log in to:

<https://fires.fdnyccloud.org/CitizenAccess/SAML/NYCIDLogin.aspx>

REQUIREMENTS FOR CERTIFICATE OF FITNESS APPLICATION

General requirements:

Review the General Notice of Exam:

<http://www1.nyc.gov/assets/fdny/downloads/pdf/business/general-notice-of-exam-cof.pdf>

Special requirements for the: F-78/S-78 Certificate of Fitness:

- **F-78 C of F:** The letter of the recommendation shall be from building owner which must state that the employee will have the necessary tools to perform the smoke detector inspection, testing and cleaning.
- **S-78 C of F:** The employer must be an FDNY approved Smoke Detector Company or an FDNY approved Fire Alarm Company. The company lists:

Fire alarm company list:

<https://www1.nyc.gov/assets/fdny/downloads/pdf/business/approved-companies-fire-alarm-system-inspection-testing-service.pdf>

Smoke detector company list:

<http://www1.nyc.gov/assets/fdny/downloads/pdf/business/approved-companies-smoke-detectors.pdf>

Application fee (Cash is NO LONGER ACCEPTED):

Pay the **\$25** application fee online or in person by one of the following methods:

- Credit card (*American Express, Discover, MasterCard, or Visa*)
- Debit card (*MasterCard or Visa*)
- In person: Personal or company check or money order (*made payable to the New York City Fire Department*)

A convenience fee of 2% will be applied to all credit card payments.

For fee waivers submit: ***(Only government employees who will use their COF for their work- related responsibilities are eligible for fee waivers.)***

- A letter requesting fee waiver on the Agency's official letterhead stating applicant full name, exam type and address of premises; **AND**
- Copy of identification card issued by the agency

REQUIREMENTS FOR ALTERNATIVE ISSUANCE PROCEDURE (AIP)

No AIP available. This certificate of fitness can only be obtained by passing the computer exam at the FDNY Headquarters.

EXAM INFORMATION

The **F-78/S-78** exam will consist of **25** multiple-choice questions, administered on a "touch screen" computer monitor. It is a time-limit exam. Based on the amount of the questions and reference material provided, you will have 37 minutes to complete the test. A passing score of at least 70% is required in order to secure a Certificate of Fitness.

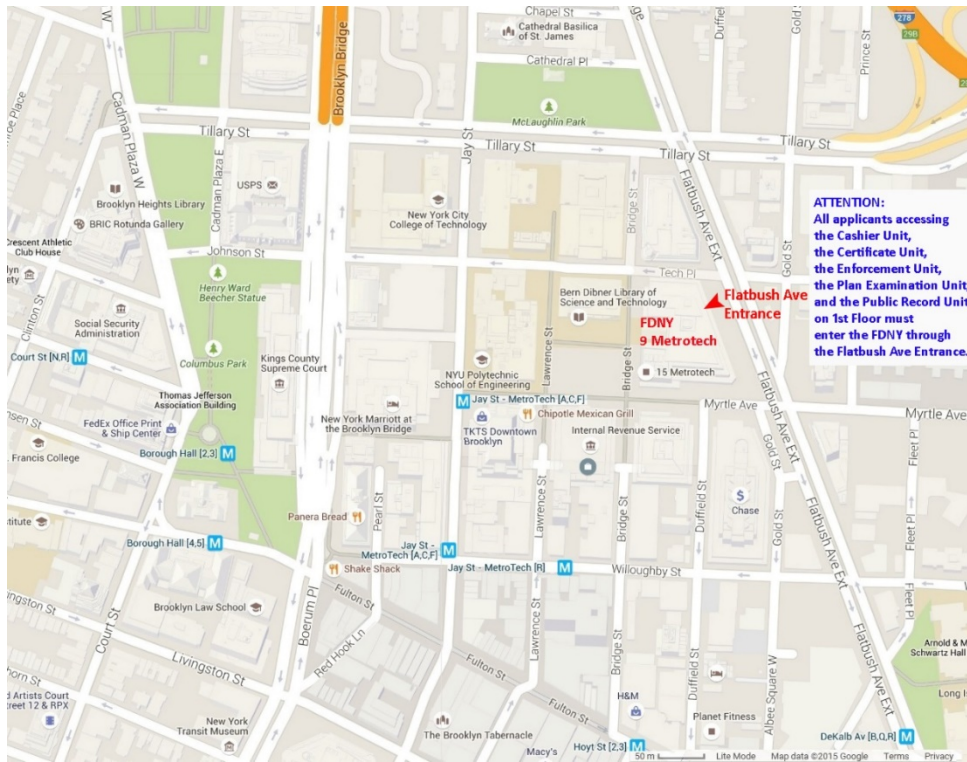
Call (718) 999-1988 for additional information and forms.

Special material provided during the exam: *The tables which appear in the booklet will be provided to you as a reference material when you take the exam at MetroTech, however, the booklet will not provide to you during the exam.*

Please always check for the latest revised booklet at FDNY website before you take the exam.

<http://www1.nyc.gov/assets/fdny/downloads/pdf/business/cof-f78-s78-noe-study-materials.pdf>

Exam site: **FDNY Headquarters, 9 MetroTech Center, Brooklyn, NY. Enter through the Flatbush Avenue entrance (between Myrtle Avenue and Tech Place).**



RENEWAL REQUIREMENTS

General renewal requirements:

Review the General Notice of Exam:

<http://www1.nyc.gov/assets/fdny/downloads/pdf/business/general-notice-of-exam-cof.pdf>

Special renewal requirements for F-78/S-78 COF: None

The FDNY strongly recommends the F-78/S-78 COF holders to renew the COF on-line. To learn the simplified on-line renewal:

<http://www1.nyc.gov/assets/fdny/downloads/pdf/business/cof-simplified-renewal-short.pdf>

QUESTIONS?

FDNY Business Support Team: For questions, call 311 and ask for the FDNY Customer Service Center or send an email to FDNY.BusinessSupport@fdny.nyc.gov

STUDY MATERIAL AND TEST DESCRIPTION

ABOUT THIS BOOKLET

The study material in this booklet will help you prepare for the examination for the **Certificate of Fitness for Testing and Cleaning of Smoke Detectors (S-78/F-78)**. ***NOTE: THIS STUDY MATERIAL WILL NOT BE PROVIDED TO YOU DURING THE TEST.**

The study material includes information taken from the New York City Fire Code (FC) Chapter 9, Fire Department Rules (FR) Chapter 9, and applicable NFPA Standard 72, (2010 Edition). It is important that you read **AND** understand this booklet in order to increase your chance of passing the computer exam. The study material **DOES NOT** contain all of the information you need to know in order to clean and test smoke detectors. It is **your responsibility** to become familiar with all applicable information needed to do your job, including rules and regulations of the City of New York, even if they are not covered in this material. Please check for the latest revised booklet at FDNY website, the Certificate of Fitness Study Material link, below
http://www.nyc.gov/html/fdny/html/c_of_f/cof_study_materials.shtml

About the Test

All questions on the Certificate of Fitness examination are multiple choice, with four alternative answers to each question. Only **one** answer is correct for each question. If you **DO NOT** answer a question or mark more than one alternative your answer will be scored as incorrect. A score of **70%** correct is required on the examination in order to secure a Certificate of Fitness. Read each question carefully before marking your answer. There is no penalty for guessing.

SAMPLE EXAM QUESTIONS

The following questions represent the “format” of the exam questions, not the content of the real exam.

1. Which of the following are allowed to be used while taking a Certificate of Fitness examination at 9 Metro Tech Center?

- I. cellular phone
 - II. study material booklet
 - III. reference material provided by the FDNY
 - IV. mp3 player
-
- A. III only
 - B. I, II, and III
 - C. II and IV
 - D. I only

Only reference material provided by the FDNY is allowed to be used during Certificate of Fitness examinations. Therefore, the correct answer would be A. You would touch “A” on the computer terminal screen.

2. If the screen on your computer terminal freezes during your examination, who should you ask for help?

- A. the person next to you
- B. the firefighters
- C. the examiner in the testing room
- D. the computer help desk

If you have a computer related question, you should ask the examiner in the testing room. Therefore, the correct answer would be C. You would touch "C" on the computer terminal screen.

3. If you do not know the answer to a question while taking an examination, who should you ask for help?

- A. the person next to you
- B. the firefighters
- C. the examiner in the testing room
- D. you should not ask about test questions since FDNY staff can not assist applicants

You should not ask about examination questions or answers since FDNY staff cannot assist applicants with their tests. Therefore, the correct answer would be D. You would touch "D" on the computer terminal screen.

INTRODUCTION

A Fire Alarm System is any system arranged to monitor and alert the status of fire alarm or supervisory signal-initiating devices.

The **purpose** of fire alarm systems shall be primarily to:

1. **Provide notification of fire alarm, supervisory, and trouble conditions;**
2. **Alert the occupants;**
3. **Summon aid;**
4. **Control fire safety functions.**

Smoke detectors are part of the fire alarm system. Fire alarm and fire alarm detection systems shall be operated, maintained, tested and cleaned in accordance with NYC Fire Code Chapter 9, the NYC Fire Rules and NFPA 72, 2010 edition. Testing shall be performed in accordance with the schedules in NFPA 72 or more frequently where required by the commissioner.

Any fire protection system or portion thereof not required by the NYC Fire Code, the Fire Rules or the construction codes, including the Building Code, may be installed to provide partial or complete protection of a building or structure, provided such system meets the requirements of the Fire Code, Fire Rules and the construction codes including the Building Code, as applicable. Where the design and installation of such fire protection system is governed by NYC Fire Code or the Fire Rules, the commissioner may modify such requirements. They may be modified as long as they are consistent with the interests of fire safety. The standard provided by Underwriters Laboratory (UL) that addresses system smoke detectors is UL 268.

Whether a building is required to be provided with a fire alarm system or not, the type of fire alarm system required and the standard for such installations are set forth in the Building Code. Where required by Section 901 of the NYC Fire Code, the required testing and inspection of fire alarm systems shall comply with NFPA standard 72 (as modified by appendix BC 106Q) and New York City Fire Rules.

The owner of any premises, or part thereof, monitored by a fire alarm system or sub-system thereof, shall be responsible for preventing unnecessary and unwanted alarms as set forth in the NY Fire Rules. Cleaning and testing of smoke detectors shall be performed and records maintained for smoke detectors installed in a defined fire alarm system as required.

DEFINITIONS

ACCESSIBILITY: As defined in NFPA admitting close approach: not guarded by locked doors, elevation, and other effective means.

ALARM NOTIFICATION APPLIANCE: A fire alarm system component, such as a bell, horn, speaker, light, text display or vibration device that issues an audible, tactile, and/or visual alert.

ALARM SIGNAL: A signal indicating an emergency requiring immediate action, such as a signal indicative of fire.

APPROVED CENTRAL STATION COMPANY: A central station company that has been issued a valid certificate of operation from FDNY.

ARCS (Auxiliary Radio Communications System): In-Building Emergency Radio Communication Systems. ARC system is a wireless two-way building communication system for Fire Department use only.

CENTRAL STATION: A facility that receives alarm signals from a protected premises and retransmits or otherwise reports such alarm signals to the Fire Department.

DEFINED FIRE ALARM SYSTEM: A fire alarm system or any sub-system thereof that automatically transmits signals to the department or a central station and that is installed in premises which are required to have a fire alarm system.

DESIGNATED REPRESENTATIVE: A person or entity designated by the subscriber who shall be responsible for receiving notifications from the central station company concerning the status of the protective signaling system at the protected premises and who is authorized to take action with respect to such system.

FIRE ALARM CONTROL UNIT (FACP, FCS): A system component that receives inputs from automatic and manual fire alarm devices and is capable of supplying power to detection devices and transponder(s) of off-premises transmitter(s). The control unit is capable of providing a transfer of power to the notification appliances and transfer of condition to relays of devices.

FIRE ALARM SIGNAL: A signal initiated by a fire alarm-initiating device such as a manual fire alarm box, automatic fire detector, water-flow switch, or other device whose activation is indicative of the presence of a fire or fire signature.

FIRE ALARM SYSTEM: Any system, including any interconnected fire alarm sub-system, of components and circuits arranged to monitor and annunciate the status of fire alarm or supervisory signal-initiating devices.

FIRE PROTECTION SYSTEM: Approved devices, equipment and systems or combinations of systems used to detect a fire, activate an alarm, extinguish or control a fire, control or manage smoke and products of a fire or any combination thereof, including fire extinguishing systems, fire alarm systems, sprinkler systems and standpipe systems.

IMPAIRMENT COORDINATOR: The person responsible as designated by the owner for ensuring that proper safety precautions are taken when a fire protection system is out of service.

INITIATING DEVICE: A system component that originates transmission of a change-of-state condition, such as in a smoke detector, manual fire alarm box, or supervisory switch.

SMOKE DETECTOR MAINTENANCE: Work, including, but not limited to, repair, replacement, and service, performed to ensure that equipment operates properly.

SHALL: Indicates a mandatory requirement.

SHOULD: Indicates a recommendation or that which is advised but not required.

NUISANCE ALARM: Any alarm caused by mechanical failure, malfunction, improper installation, or lack of proper maintenance, or any alarm activated by a cause that cannot be determined.

OUT OF SERVICE SYSTEM: A fire protection system that is not fully functional; or whose operation is impaired or is otherwise not in good working order.

PLENUM: The open space that carries air between the ceilings and floor above.

PROTECTED PREMISES: A building, occupancy or structure located in the city that is equipped with a fire alarm system that transmits an alarm signal to the department or a central station that monitors such system for the purposes of reporting fire alarms to the department, whether or not the installation of such system on the premises is required by law.

SINGLE-STATION SMOKE ALARM: An assembly incorporating the detector, the control equipment, and the alarm-sounding device in one unit, operated from a power supply either in the unit or obtained at the point of installation.

SMOKE ALARM: A single- or multiple-station alarm responsive to smoke and not connected to a fire alarm system.

SMOKE DETECTOR: A listed device that senses visible or invisible particles of combustion that is connected to a fire alarm system.

SMOKE DETECTOR MAINTENANCE COMPANY CERTIFICATE: A certificate issued by the commissioner to a person engaged in the business of performing smoke detector cleaning and testing, which authorizes such person to engage in such business and supervise the performance of such cleaning and testing by certificate of fitness holders.

TROUBLE SIGNAL: A signal initiated by the fire alarm system or device indicative of a fault in a monitored circuit or component.

UNNECESSARY ALARM: An alarm signal transmitted by a fire alarm system which functioned as designed, but for which a department response proved unnecessary. An example of an unnecessary alarm is an alarm triggered by smoke from a lit cigarette in a non-smoking area, when the presence of such smoke does not implicate fire safety concerns.

UNWARRANTED ALARM: An alarm signal transmitted by a fire alarm system which failed to function as designed as a result of improper installation, improper maintenance, malfunction, or other factor. Examples of unwarranted alarms are alarms resulting from improper smoke detector placement, improper detector setting for installed location, lack of system maintenance, and control panel malfunction.

CERTIFICATE OF FITNESS

The smoke detector cleaning and testing required by this booklet shall be performed by a person holding a Certificate of Fitness (C of F) S-78/F-78, additionally S-97/S-98 holders can also perform duties described in this guide. Smoke detector cleaning and testing may be performed by an employee of the owner of the premises. That individual shall possess a proper Certificate of Fitness for smoke detector cleaning and testing. He/she should possess the tools, instruments or other equipment necessary to perform such services in accordance to the NYC Fire Code and the NYC Fire Rules. S-78 C of F holders shall be a qualified person working for an FDNY approved company.

Individuals qualified to clean and test a smoke detector system may not be qualified to install or repair the system. When the approved company certificate expires, and if the company does not renew its certification, the person working for the company will no longer be able to perform the work.

The FDNY certifies individuals in different aspects of fire alarm systems. There are several Certificate of Fitness categories: S-78/F-78: (Cleaning and Testing of Smoke Detectors), S-95 (Supervision of Fire Alarm System), S-97/S-98 (Fire Alarm System Inspection, Testing and Service Technician) C of Fs.

DUTIES CAN BE PERFORMED BY C OF F HOLDERS	MAY BE PERFORMED BY		
	S-95	F-57 or S-78/F-78	S-97/S-98
Visual inspection of smoke detectors	YES	YES	YES
Visual inspection of other fire alarm system components	YES	NO	YES
Smoke detector inspection, testing and cleaning	NO	YES	YES
Smoke detector maintenance	NO	NO	YES
Program, service, repair and/or replace low voltage fire alarm system components	NO	NO	YES

The scope of each Certificate of Fitness title differs and it is critical that holders of each category know their limitations. Holders of the S-97 or S-98 may perform the responsibilities of holders of the S-78/F-78 C of F; however, S-78/F-78 holders cannot perform the functions of an S-97/S-98 holder (SEE CHART ABOVE). Please keep in mind that if you are a technician who is interested in performing programming, testing, inspection and servicing of fire alarm systems in the City of New York for an approved fire alarm system company, you must take the S-98 Certificate of Fitness test.

INITIATING DEVICES

As stated in the NYC Fire Code, the term initiating device covers not only fire detection devices such as heat detectors and smoke detectors, but also other devices that monitor conditions related to fire safety.

Initiating devices, such as a smoke detector, shall be installed in a manner that provides accessibility for periodic cleaning and testing. Accessibility is defined in the NFPA as “admitting close approach: not guarded by locked doors, elevation, and other effective means.” The installer, as well as certified personnel, shall apply this to all system components requiring maintenance and where security is not an issue. If special equipment, such as a man-lift is necessary to install or maintain any detection devices, the installer shall ensure that the building owner understands that this special equipment will be needed for future testing and cleaning of those devices.

Smoke Detectors

Smoke detectors detect most fires much more rapidly than heat detectors. They automatically detect a fire by sensing smoke particles. The smoke particles may be visible or invisible to the human eye. Fires are measured by their heat release rate, in kW or Btu/sec. (NFPA 72)

Smoke detectors are fragile devices. Where smoke detectors are subject to mechanical damage, they shall be protected. A mechanical guard used to protect a smoke detector shall be listed for use with that detector (example pictured on the right) (NFPA 72).



Since smoke detectors rely on the ceiling jet to convey smoke and hot combustion to the detector, any object that slows down the flow may effect the performance of the detector. Smoke detectors can be of the photoelectric (pictured below), ionization, or other approved type. (NFPA 72)



←
Detector **head** missing from its **base**.

Smoke detectors are helpful in **two very important ways**:

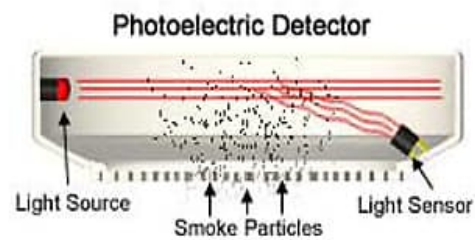
1. Smoke detectors can provide an early warning of a fire. They can warn of a fire at the earliest possible stage.
2. Occupants can evacuate the building immediately because of the early warning. (This reduces the need for later attempts to rescue occupants who have not evacuated the building.)

There are several kinds of smoke detectors. Most smoke detectors work either by optical detection (photoelectric) or by physical process (ionization) while multi-sensor detectors use both detection methods to increase sensitivity to smoke. Modern smoke detectors also may have a heat sensor built in.

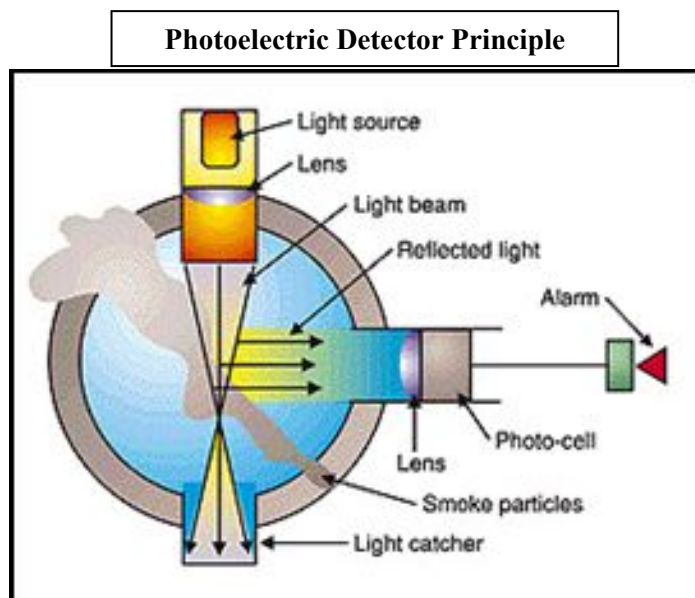
Ionization Detectors use an ionization chamber and a source of ionizing radiation to detect smoke. This type of smoke detector is better at detecting the smaller amounts of particles of combustion produced by flaming fires.

Ionization smoke detectors monitor 'ions,' or electrically charged particles in the air. Air molecules in a sample chamber of ionization smoke detectors are 'ionized' by a radioactive source. This allows a small electrical current flow. Smoke particles entering the sensing chamber change the electrical balance of the air. The greater the amount of smoke, the higher the electrical imbalance. When combustion particles enter the smoke detector, they obstruct the flow of the current. When the current gets too low, the system activates the alarm.

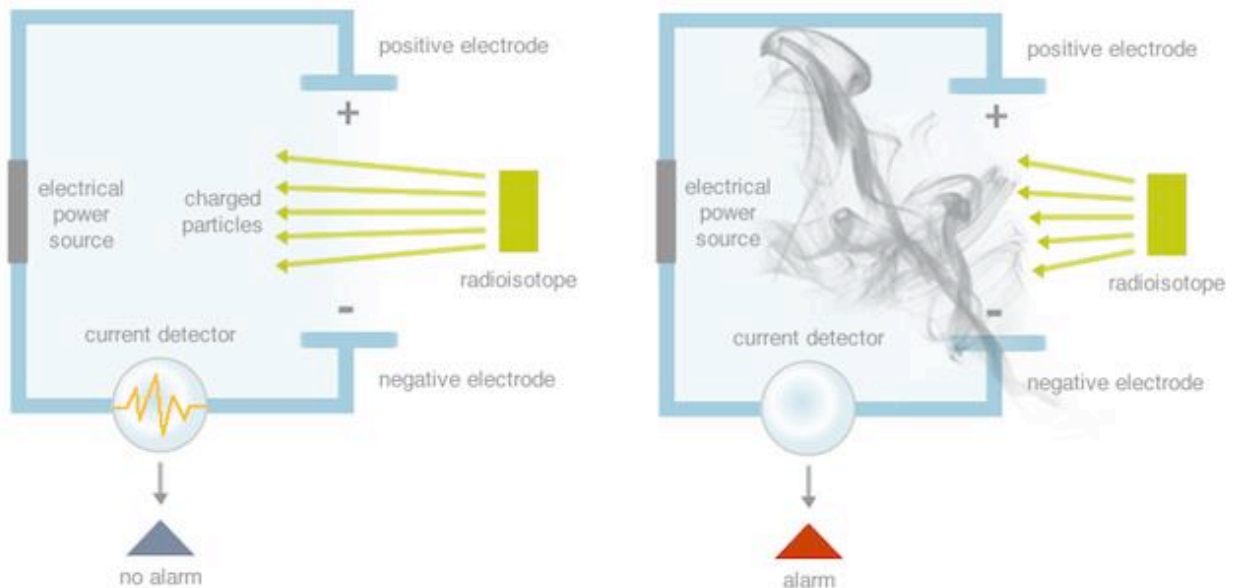
Photoelectric detectors are better at sensing smoky fires, such as a smoldering mattress. Light from the light source in a photoelectric detector may be reflected off the walls of the sensing chamber, and be seen by the photosensitive device when no smoke is present. Insects, dirt, drywall dust, and other forms of contamination can accumulate in the sensing chamber and reflect light from the light source onto the photosensitive device; as a result detectors may cause nuisance alarms.



ANATOMY OF A TYPICAL PHOTOELECTRIC SMOKE DETECTOR

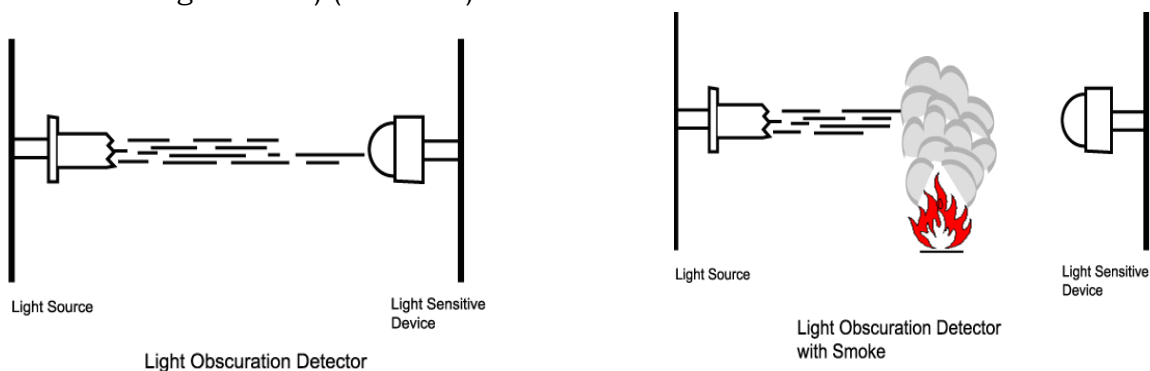


Ionization Detector Principle



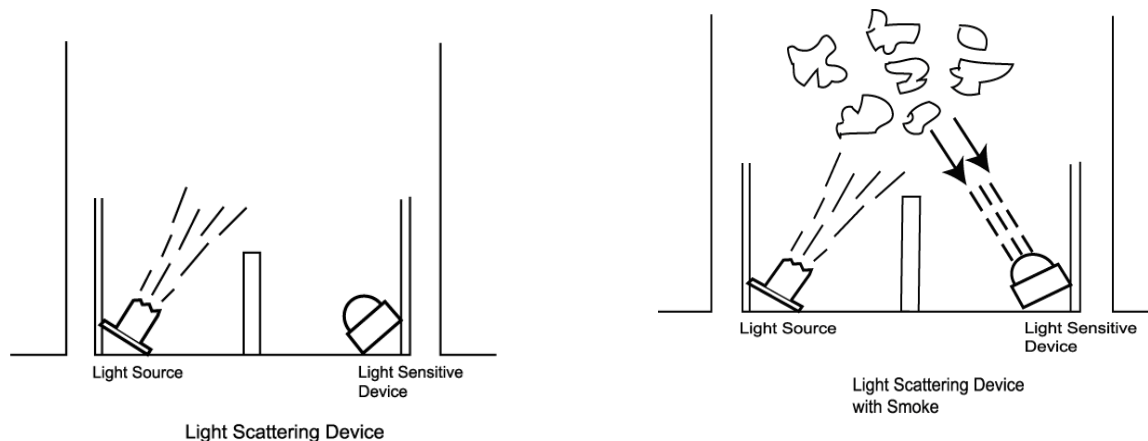
Projected beam-type detectors shall be kept clear of opaque obstacles at all times. The beam length shall not exceed the maximum permitted by the equipment listing. The maximum beam length is determined by the maximum distance at which the detector can maintain its design stability even when some normal light obscuration is present. The beam shall be designed so that small angular movements of the light source or receiver do not prevent operation because of smoke and do not cause nuisance alarms. If mirrors are used with projected beams, the mirrors shall be installed in accordance with the manufacturer’s documented instructions (NFPA 72).

Photoelectric Light-Obscuration Smoke Detectors are area or projected beam-type smoke detectors and use the principle of a light source and a photosensitive sensor. When smoke particles enter the light path, some of the light is scattered and some is absorbed, thereby reducing the light reaching the receiving sensor. The light reduction signal is processed and used to convey an alarm condition when it meets preset criteria (please see images below) (NFPA 72).



Photoelectric Light-Scattering Smoke Detectors are projected beam type detectors that use a light source and photosensitive light source. A photosensitive sensor is arranged so that the rays from the light source do not normally fall onto the

photosensitive sensor (see images below). When smoke particles enter the light path, some of the light is scattered by reflection and refraction onto the sensor. The light signal is processed and used to convey an alarm condition when it meets preset criteria (NFPA 72).



Combination Sensing Technology Smoke Detectors

Multi-Criteria Detector a initiating device that contains multiple sensors that separately respond to physical stimulus such as heat, smoke, or fire gases, or employs more than one sensor to sense the same stimulus. **A Multi-Criteria detector is capable of generating one alarm signal from the detector based on the activation of two or more sensing technologies.** The sensor output signal is mathematically evaluated to determine when an alarm signal is warranted. The evaluation can be performed either at the detector or at the control unit. This detector has a single listing that establishes the primary function of the detector. (NFPA 72)

Multi-Sensor Detector a device that contains multiple sensors that separately respond to physical stimulus such as heat, smoke, or fire gases, or employs more than one sensor to sense the same stimulus. A device capable of generating multiple alarm signals from any one of the sensors employed in the design, independently or in combination. The sensor output signals are mathematically evaluated to determine when an alarm signal is necessary. The evaluation can be performed either at the detector or at the control unit. This device has listings for each sensing method employed. (NFPA 72)

Combination Detector a device that either responds to more than one of the fire conditions or employs more than one operating principle to sense one of these conditions. Typical examples are a combination of a heat detector with a smoke detector or a combination rate-of-rise and fixed-temperature heat detector. Normally, a "Combination Detector" provides a single response from either sensing method, each of which operates independent of the other. This device has listings for each sensing method employed.

Smoke detector and their features that increase their ability to provide fire protection.

1. Addressable System Smoke Detectors: provide an alarm indication to a control unit. In addition, they also signal the location of the alarm.

2. Intelligent System Smoke Detectors: these types of smoke detector systems send information about smoke conditions to the control unit. The detector indicates the location of the alarm and provides environmental change information to the panel.

3. Smoke detectors with control output functions: when smoke detectors are installed on an initiating device circuit and are used for controlling operations (e.g., fan shutdown or elevator recall) with other devices installed on the same circuit, the control function must perform correctly, even with all other devices on the circuit in an alarm condition. See Fire Code and NFPA 72 for more detailed information. The maximum allowable time for fire alarm output functions to operate once a smoke detector has been activated is 10 seconds.

Alarm Verification (where permitted): is used to reduce the number of unwarranted alarms. Alarm verification function requires an additional alarm condition to trip the alarm within allowed verification time. The alarm verification function cannot delay the alarm longer than 60 seconds.

INSTALLATION: PLACEMENT AND SPACING

The selection and placement of smoke detectors shall take into account both the performance characteristics of the detector, and the areas into which the detectors are to be installed. The purpose is to prevent nuisance alarms or improper operation after the installation. (NFPA 72) Smoke detector placement should comply with the NFPA 72 as modified by Appendix Q106. Dead air spaces should be avoided. Dead air spaces occur at the top edge of a room where the ceiling and wall meet.

Unless specifically designed and listed for the expected conditions, smoke detectors shall not be located if the following conditions exist: (NFPA 72)

- (1) Temperature below 0°C (32°F)
- (2) Temperature above 38°C (100°F)
- (3) Relative humidity above 93 percent
- (4) Air velocity greater than 1.5 m/sec (300 ft/min)

Smoke detectors can be affected by electrical and mechanical influences and by aerosols and other matter found in protected spaces. Most smoke detectors are installed in open areas, such as rooms or hallways. Smoke detectors may also be installed in plenums or in ducts of the heating, ventilating, and air conditioning systems.

Smoke detectors shall be supported independently of their attachment to the circuit conductors. (NFPA 72) Dust and dirt can accumulate on the radioactive source of an ionization detector and cause it to become more sensitive. Projected beam-type or air sampling-type detectors should be considered for use where spot-type detectors are not readily accessible for periodic maintenance and testing in areas with high-ceilings (ex. atriums).

Spot Type smoke detectors may be located on the ceiling or on a sidewall. If the detector is mounted on a sidewall it cannot be installed more than 12 in. down from the ceiling to the top of the detector. (NFPA 72) Spot-Type smoke detectors must be located at least 36 inches from an air diffuser (supply or return).

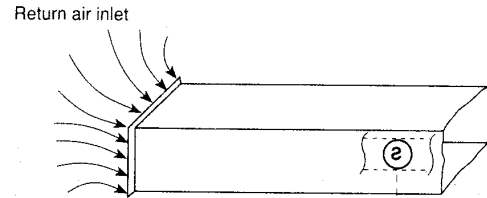
Projected Beam-Type smoke detectors shall be considered equivalent to a row of spot-type smoke detectors for level and sloping ceiling applications). Projected beam-type smoke detectors and mirrors shall be mounted on stable surfaces to prevent false or erratic operation because of movement). They shall be located in accordance with the manufacturer's documented instructions. (NFPA 72)

Some installations employ detectors being installed on cross-zone circuits because of some detectors issues with sensitivity. Cross-zoned placements purpose is identifying a legitimate fire/smoke signature in order to set the system into alarm or activate an output relay. Where utilizing two detectors/sensors where one would usually be enough. Circuits are used especially where the detectors initiate the discharge of a fire extinguishing agent. Adjacent detectors are located on a separate zone circuits. A detector must be in alarm condition in each zone before the fire extinguishing agent is discharged.

Cross-Zoning is an application with the purpose of identifying a legitimate fire/smoke signature in order to set the system into alarm or activate an output relay, utilizing two detectors/sensors where one would usually suffice.

AIR DUCT AND HEATING, VENTILATING, AND AIR CONDITIONING (HVAC)

Detectors placed in environmental air ducts or plenums shall not be used as a substitute for open area detectors. Air duct smoke detectors work by detecting smoke and control air movement by air conditioning and ventilating systems (pictured on the right). These detectors should be tested or inspected to ensure that the device samples the airstream. (NFPA 72)



Air duct smoke detectors use photoelectric principle of operation. Smoke might not be drawn into ducts or plenums when the building ventilation system is shut down. When the ventilation system is operating, the duct detector(s) can be less responsive to a fire condition in the room of fire origin because of dilution by clean air. The location of all detectors in air duct systems shall be permanently and clearly identified and recorded. Detectors mounted outside of a duct that employs sampling tubes for transporting smoke from inside the duct to the detector are designed and placed to allow verification of airflow from the duct to the detector. (NFPA 72)

Air Sampling Type smoke detectors that are placed in ducts use a sampling tube to draw a sample of air from the hazard area to the detector where the presence of visible smoke or invisible combustion products is determined. Each sampling port of an air sampling-type detector shall be treated as spot-type detector for the purpose of location and spacing. The maximum air sample transport time from the farthest sampling point shall not exceed 120 seconds Air-sampling detectors shall give a trouble signal if the airflow is outside the manufacturer's specified range. The sampling ports and in-line filter, if used, shall be kept clear in accordance with the manufacturer's documentation instructions. (NFPA 72)

MAINTENANCE OF SMOKE DETECTOR SYSTEMS

Smoke detectors require periodic testing and cleaning. The owner is **legally responsible** for satisfying the requirements of testing, cleaning and maintenance of the fire alarm system which automatically transmits signals to the central station. He/she shall be responsible for preventing unnecessary and unwarranted alarms as set forth in FDNY Fire Rules.

Testing and cleaning of smoke detectors shall be done by an S-78/F-78, S-97, or S-98 Certificate of Fitness holder. If there were system alterations, owner should be able to provide relevant certificates and information about changes to the individual performing testing and cleaning of smoke detectors (upon request). (NFPA 72)

Smoke detectors are designed to be as maintenance free as possible; however, dirt and other foreign matter can accumulate inside the detector's sensing elements. This will change the sensitivity of the detector, which may cause unwarranted alarms. For example if dirt gets in it may block the sensor which will reduce the amount of warning time given in case of a fire. Coverings placed on or over fire protection devices (example pictured on right) to protect them from damage during construction operations shall be removed immediately upon the completion of each work shift.



Whenever a smoke detector or any other part of the fire alarm system is found to be defective, the Impairment Coordinator, who is designated by the owner of the property, must be notified immediately. Typically, the Fire Safety Director (F-25, F-58) or SUPERVISOR OF FIRE ALARM SYSTEMS AND OTHER RELATED SYSTEMS (S-95) performs this function.

“RECOMMENDED FDNY OUT OF SERVICE PROTOCOL”

The owner or an owner’s representative shall be notified when a fire alarm system or part of the system is impaired. System defects and malfunction shall be corrected. If a defect or malfunction is not corrected at the conclusion of a system inspection, testing, or maintenance, the system owner or the owner’s representative shall be informed of the impairment immediately. The owner also shall be notified when an impairment period is completed or discontinued. Notification to the FDNY for a fire alarm system that is out-of-service must be reported promptly by the S-95 COF holder or Impairment Coordinator.

TWO LOG BOOKS THAT SHALL BE COMPLETED:

- 1. Smoke detector Maintenance Log Book** – completed by FSD or S-78/F-78 C of F holder.
- 2. Alarm Log Book** – completed by FSD and buildings not requiring FSD someone who has proper C of F.

All smoke detector cleaning and testing shall be performed by a person possessing the requisite qualifications and experience, and S-78/F-78 or S-97/S-98 C of F.

The smoke detector cleaning and testing may be done at a specific building if the owner wants to hire their own employee but the person must be certified by the FDNY and possess a COF with the category of S-78/F-78. The certified individual must possess the tools, instruments or other equipment necessary to perform smoke detector cleaning and testing required. (FR)

Visual inspections are performed to help ensure that there are no changes which affect the equipment performance. (NFPA 72) If a Certificate of Fitness holder observes something which is prohibited, such as a painted smoke detector, he/she shall make a log book entry and notify the building owner/managing agent to replace the smoke detector.

According to Fire Rules of NYC, before proceeding with any testing, all persons and facilities (ex. central station) receiving alarm, supervisory, or trouble signals and all building occupants shall be notified prior to testing to prevent unnecessary response. At the conclusion of testing, those previously notified (and others, as necessary), shall be notified that testing has been concluded. The owner or the owner's designated representative and service personnel shall coordinate system testing to prevent interruption of critical building systems or equipment. (NFPA 72)

Inspection, Testing and Cleaning Guidelines

- (A) All smoke detectors connected to a defined fire alarm system shall be visually inspected at least once every 6 months.
- (B) All smoke detectors connected to a defined fire alarm system shall be cleaned and tested in compliance with the procedures set forth in the manufacturer's recommended cleaning/specifications and in NFPA 72.
- (C) All smoke detectors connected to a defined fire alarm system shall be:
 - Cleaned not less than once every six (6) months, except for analog (intelligent) smoke detectors, which shall be cleaned no later than one (1) week from receipt of an indication of the need for cleaning.
 - Tested for smoke entry not less than once a year.
 - Tested for sensitivity not less than once a year, except for analog (intelligent) smoke detectors, which shall be tested for sensitivity no later than one (1) week from receipt of an indication of the need for such testing (FR).

***Special Conditions:** Devices or equipment that are inaccessible for maintenance shall be tested during scheduled shutdowns where approved by commissioner, but not less than every 18 months. A smoke detector in elevator shaft is an example of an inaccessible device.

Report of Inspection/Test

Address: 123 Main Street New York, NY 10314

Owner : ABC Company Inc. (212) 555-1000

Cert. of Fitness Numbers: _____

DETECTOR #	DATE	TEST CLEANING	TEST SENSITIVITY	PERSON PERFORMING TEST	LOCTATION DESCRIPTION	MANUFACTURER MODEL NUMBER	RESULTS OF MAINTENANCE
1	11/18	X	X	K Kim / O Stanton	First Floor Elevator Lobby	Fire Corp. Photo # 2627	Passed
2	11/18	X	X	K Kim / O Stanton	First Floor Electric Room	Fire Corp. Photo # 2627	Passed
3	11/18	X	X	K Kim / O Stanton	First Floor Mechanical Room	Fire Corp. Photo # 2627	Passed
4	11/18	X	X	K Kim / O Stanton	First Floor Above Fire Panel	Fire Corp. Photo # 2627	Passed
5	11/18	X	X	K Kim / O Stanton	First Floor Telephone Room	Fire Corp. Photo # 2627	Passed
6	11/18	X	X	K Kim / O Stanton	Second Floor Elevator Lobby	Fire Corp. Photo # 2627	Passed
7	11/18	X	X	K Kim / O Stanton	Second Floor Electric Room	Fire Corp. Photo # 2627	Passed
8	11/18	X	X	K Kim / O Stanton	Second Mechanical Room	Fire Corp. Photo # 2627	Passed
9	11/18	X	X	K Kim / O Stanton	Second Floor Duct Det AC # 1 Supply	Fire Corp. Photo # 2627	Passed
10	11/18	X	X	K Kim / O Stanton	Second Floor Duct Det AC # 1Return	Fire Corp. Photo # 2627	Passed
11	11/18	X	X	K Kim / O Stanton	Third Floor Elevator Lobby	Fire Corp. Photo # 2627	Passed
12	11/18	X	X	K Kim / O Stanton	Third Floor Electric Room	Fire Corp. Photo # 2627	Passed
13	11/18	X	X	K Kim / O Stanton	Third Mechanical Room	Fire Corp. Photo # 2627	Passed
14	11/18	X	X	K Kim / O Stanton	Third Floor Duct Det AC # 1 Supply	Fire Corp. Photo # 2627	Passed
15	11/18	X	X	K Kim / O Stanton	Third Floor Duct Det AC # 1Return	Fire Corp. Photo # 2627	Passed
16	11/18	X	X	K Kim / O Stanton	Third Floor Top of Stairs A	Fire Corp. Photo # 2627	Passed
17	11/18	X	X	K Kim / O Stanton	Third Floor Top of Stairs B	Fire Corp. Photo # 2627	Passed

Example of Inspection Report / Test Log (above)

Cleaning

Most smoke detectors are designed so that smoke can reach the sensing chamber from all directions. A screen is usually provided to keep out insects, which could cause an unwarranted alarm. Excessive dust accumulations must be removed so that smoke can reach the sensitive elements of the detector.

- The person doing the cleaning or maintenance should notify the building's Fire Safety Director or the owner's designated representative prior to starting the cleaning job.
- FSD or owner's designated representative will then notify Central Station to which the system is connected to. This will help prevent any unwarranted and unnecessary alarms from being reported to the Fire Department.
- The Fire Safety Director or the representative will then notify the building occupants.

The detector may be disconnected from its base while it is being cleaned. Nearly all detectors are cleaned by vacuuming or using a soft brush. This will remove accumulated dust from the entrance areas of the detector. Please note that the exact cleaning procedure will vary according to the manufacturer's specifications. One detector might be cleaned completely differently from another, which means that recommended procedure cleaning one detector may damage another type/brand of detector. However the cleaning is done, it must always be strictly according to the manufacturer's specifications and NFPA 72. Not using the manufacturer's recommended method could damage the detector and cause it not to respond in an emergency.

- A copy of the manufacturer's recommended maintenance and cleaning procedures must be kept with the smoke detector maintenance log book

* **Special conditions:** areas with lots of dust may require the detectors to be cleaned more often.

Testing

The detectors shall be tested in place to ensure smoke entry into the sensing chamber and an alarm response. Testing with smoke or listed aerosol approved by the manufacturer shall be permitted as acceptable test methods (example pictured on the left). Other methods approved by the manufacturer that ensure smoke entry into the sensing chamber shall be permitted. After the smoke test, a dust air filter must be sprayed to get all the smoke particles removed from the detector (example pictured on the right).

Any smoke detector not performing in conformance with the manufacturer's specifications or the standards set forth in NFPA 72 shall be re-calibrated, repaired or replaced, as required, in accordance with the manufacturer's recommendations and the requirements of said standard. (FR)



	<u>Conventional Smoke Detector</u>	<u>Analog (Intelligent) Smoke Detector</u>
<u>Tested</u>	Smoke Entry: Annually	Smoke Entry: Annually
	Sensitivity: Annually	Within one year after they have been installed.
<u>Cleaned</u>	Semi-Annually	Within 1 week of indication for cleaning.

Sensitivity

Smoke detector sensitivity is referred to in terms of the percent obscuration required to alarm or produce a signal. Smoke detectors that have provision for field adjustment of sensitivity shall have an adjustment range of not less than 0.6 percent per foot obscuration. If the means of adjustment of sensitivity is on the detector, a method shall be provided to restore the detector to its factory calibration. (NFPA 72) Smoke detectors are tested using various smoke sources that have different characteristics (e.g., color, particle size, number of particles, particle shape). Unless otherwise specified in the NY Fire Code, in the manufacturer instructions and in the listing agencies, report the percent obscuration produced using a specific type of gray smoke. Actual detector response will vary when the characteristics of the smoke reaching the detector are different from the smoke used in testing and reporting detector sensitivity.

Construction activities produce airborne dust that inevitably finds its way into detectors, contaminating them and making them prone to false alarms (old guide). Most common elements that may change the sensitivity of a smoke detector are dust, dirt and other foreign material. Detectors that have been installed during construction and found to have sensitivity outside the listed and marked sensitivity range shall be cleaned or replaced.

Sensitivity Test

The smoke entrance method does not ensure that smoke detector is within its listed and marked sensitivity range (NFPA, 72). According to Fire Code detector sensitivity shall be checked in compliance with the manufacturer’s instructions and NFPA 72.

Detectors found to have a sensitivity of 0.25% outside the listed and marked sensitivity range shall be cleaned, recalibrated or replaced. After the second required calibration test (if the device has been recalibrated and not replaced), if sensitivity tests indicate that the device has remained within its listed and marked sensitivity range (or 4 percent obscuration light gray smoke, if not marked), the length of time between calibration tests shall be permitted to be extended to a maximum of 5 years. (NFPA 72) Recalibration has to be done by S-97/ S-98 Certificate of Fitness holder.

Calibration tests shall be performed in zones or in areas where nuisance alarms show any increase over the previous year. (NFPA 72)

- Smoke entrance method does not ensure that smoke detector is within its listed and marked sensitivity range. (NFPA 72)

All smoke detectors must be tested for sensitivity within one year after the have been installed. The detector is tested to see if it is within its listed sensitivity range. The exact method used to test smoke detector sensitivity will vary according to the manufacturer's instructions. Some detectors have a sensitivity test switch that is built into the detector.

The acceptable methods to test sensitivity include: (NFPA 72)

- Calibrated test method
- Manufacturer's calibrated sensitivity test instrument
- Listed control equipment arranged for the purpose
- Smoke detector/control unit arrangement whereby the detector causes a signal at the control unit when its sensitivity is outside its listed sensitivity range
- Other calibrated sensitivity test method approved by Fire Department of NYC



BOTH OF THESE DEVICES ARE SAMPLES OF MANUFACTURERS TESTING INSTRUMENTS)



Adjustments of smoke detector sensitivity should be done very carefully, and always in strict accordance with the manufacturer's instructions. Recalibration of a detector should be done only by the manufacturer or by a person specifically trained and qualified to do so. The detector sensitivity shall not be tested or measured using any device that

administers an unmeasured concentration of smoke or other aerosol into the detector or smoke alarm. (NFPA 72) The requirements in Chapter 10 of the Fire Code, including sensitivity testing, apply to these types of detectors.

Maintenance, Inspection, and Testing Records

The owner (including any lessee) of any premises monitored by a defined fire alarm system shall be responsible for the detection maintenance required by FC chapter 9 and the smoke detector cleaning and testing. (FR) Records of all system inspections, tests, servicing and other maintenance required by this code, the rules or the referenced standards shall be maintained on the premises for a minimum of 3 years and made available for inspection by any Fire Department representative. (FC)

ALARM LOG BOOK

The responsibility of maintaining the Alarm Log Book belongs to the Fire Safety Director. In buildings not requiring a Fire Safety Director, a person designated by the owner shall be responsible to make all log book entries. An Alarm log book shall be maintained on the premises, at the building's main fire alarm control panel. In the absence of a secure location at the main fire alarm control panel, the alarm log book may be secured during non-business hours in another area provided it is made available for inspection by any Fire Department representative. Note below:

- The Alarm log book shall be a bound book (other than spiral bound) with consecutively numbered and lined pages.
- The cover of the log book shall bear, "ALARM LOG BOOK", together with the name and address of the building.
- All entries shall be made in ink and dated.
- A separate log book shall be kept for each calendar year.
- Log books shall be retained for a period of three (3) years from the date of the last entry. (FR)

Alarm log book entries shall be made in chronological order, recording the location and causes of all alarm signals transmitted by such fire alarm system.

The alarm log book shall be divided into three (3) separate sections as set forth below. Each section shall have a sufficient number of pages to allow for entries for at least one (1) year. The following log book entries are required and shall be made in each instance:

Daily entries. The name of the person who made the entry, the Certificate of Fitness number of the Fire Safety Director on duty, if applicable, and the time each tour of duty began and ended, shall be entered in the alarm log book on a daily basis.

These entries shall be set forth in columns in the log book as follows:

- Name
- Certificate of Fitness number
- Time started
- Time relieved

Fire Safety Director On Duty

This Entry Required Daily

Date	Name	C.O.F. Number	Time Shift Began	Time Shift Ended
1/5/2015	Jane Doe	89924922	8:00	16:00
1/5/2015	Joe Doe	89925921	16:00	24:00
1/6/2015	Chris Doe	89924723	24:00	8:00
1/6/2015	Jane Doe	89924922	8:00	16:00
1/6/2015	Joe Doe	89925921	16:00	24:00
1/7/2015	Chris Doe	89924723	24:00	8:00

System off-line entries. The date and time the alarm system was taken off-line, the reason for such action, the name and Certificate of Fitness number of the person notified at the central station (or other evidence of notification satisfactory to the Fire Department), and the date and time the system was restored to service, shall be entered in the alarm log book in each such circumstance.

These entries shall be set forth in columns in the log book as follows:

- Time off line
- Reason off line
- Central station name and telephone number
- Time restored

System-Off Line Entries

Information When Necessary

Date & Time	Name & Title	Reason	Central Station (Name & Operator # of Person Notified)	Time System Restored to Service	Tenants/ Occupants Notified
1.15.15 8:00	Jane Doe, FSD	Fire Alarm Test	John Smith Operator #20 D6A	9:30	Yes, E-Mail
2.05.15 13:00	Jane Doe, FSD	Fire Alarm Test	Joe Smith Operator #24 D6A	14:30	Yes, E-Mail

Activated alarm entries. The date and time the alarm activated, the type and location of the device (e.g., smoke detector, 27th floor, elevator lobby), the probable cause of the alarm, and the Department unit and officer responding shall be entered in the alarm log book in each such circumstance.

These entries shall be set forth in columns in the log book as follows:

- Date and time activated
- Location and detector type
- Probable cause
- Department unit and officer

Notification entries. The date and time of any notification to the occupants of the premises pursuant to FC Chapter 9 and FR, regarding a non-functioning or improperly functioning alarm system. (FR)

Activated Alarm Entries (EXAMPLE)
Information Required When Alarm Activates

Date & Time Activated	Location and Detector Type	Probable Cause	FDNY Unit & Officer Responding
1/5/2015 14:00	Elevator Lobby Smoke Detector	False Alarm	
1/26/2015 11:00	7 th Floor Waterflow Switch	Construction	

Maintenance Log Book

A. A smoke detector maintenance log book shall be maintained on the premises in the office of the fire safety director, or, in buildings not requiring a fire safety director, in the building superintendent's office.

Such log book shall state the:

- 1. Total number of smoke detectors on the premises and**
- 2. List each smoke detector by location.**

B. Entries shall be made in such log book, in chronological order, regarding the installation, repair, maintenance and testing of the smoke detectors, and any signals transmitted by such detectors.

Such entries shall include the:

- 1.** Date and nature of any inspection, cleaning, testing or calibration, **and**
- 2.** Name of the person and company performing such work (including C of F S-78/F-78/S-97/S-98 #) **and**
- 3.** Any signal transmitted by analog (intelligent) smoke detectors communicating a need for cleaning and/or adjustment.

C. The Fire Safety Director, or in buildings not requiring a Fire Safety Director, a person designated by the owner and/or S-95 C of F holder, shall be responsible to make all smoke detector maintenance log book entries required by this section.

D. The smoke detector maintenance log book shall be a bound book (other than spiral bound) with consecutively numbered and lined pages. The cover of the log book shall bear the inscription, "**SMOKE DETECTOR MAINTENANCE LOG BOOK**," together with the name and address of the building or occupancy. All entries shall be made in ink and dated. A separate log book shall be kept for each calendar year. Log books shall be retained for a period of **three (3) years** from the date of the last entry. A computer record that is designed to prevent or detect alteration of information and that is otherwise maintained in a manner acceptable to the Fire Department of City of New York may be maintained in lieu of a bound log book provided that such computerized record

is available on the premises for inspection by any Department representative during business hours.

E. A copy of the smoke detector manufacturer's recommended maintenance procedures shall be kept with the smoke detector maintenance log book.

***Note: The lack of required entries in the smoke detector maintenance log book would constitute a failure to maintain the fire alarm system.**

Sample Maintenance Log Book Entries

(*Example for Repair or Replacement Record of Building Smoke Detectors)

Date/Time of Maintenance	Location of Detector	Type of Detector	Type of Maintenance Performed	Work Performed by (COF holder)	Activation Number	Expiration of COF License
1/5/2015 13:00	Elevator Lobby	Ionization Smoke Detector	Re-calibrated	88888888	134CE46	06/12/17
1/26/2015 12:00	7th Floor	Photo-electric Smoke Detector	Replaced	88888888	134CE46	06/12/17
2/16/2015 12:00	5th Floor	Photo-electric Smoke Detector	Replaced	88888888	134CE46	06/12/17
3/5/2015 13:00	Elevator Lobby	Ionization Smoke Detector	Re-calibrated	88888888	134CE46	06/12/17
5/26/2015 12:00	3th Floor	Photo-electric Smoke Detector	Replaced	88888888	134CE46	06/12/17
6/16/2015 12:00	3th Floor	Photo-electric Smoke Detector	Replaced	88888888	134CE46	06/12/17

Unwarranted and Unnecessary Alarms

Section below sets forth operating and maintenance requirements intended to minimize the number of unwarranted and unnecessary alarms transmitted by Fire Alarm Detection systems. Such Fire Alarm Detection systems automatically transmit signals to the Fire Department or a central station.

Minimum smoke detector testing/maintenance and accurate maintenance records with follow-up allow for effective prevention and quick identification of nonfunctional devices that may transmit unnecessary or unwarranted alarm transmissions. Such alarms, that trigger an emergency response, are costly and endanger the public safety (Fire Rule, 290; Pursuant to FC). Any type of dust and other particles are the leading cause of unnecessary alarms by all smoke detectors. (FC) An example of unnecessary alarm is failure to take the system “off-line” prior to testing and inspecting a fire alarm system.

All owners shall comply with the requirements of Fire Rules of NY and prevent unwarranted alarms. According to the NYC Fire Code, an unnecessary alarm is considered to be an alarm signal transmitted by a fire alarm system which functioned as designed, but for which a department response proved unnecessary.

Other alarms may be transmitted to the Fire Department when fire alarm devices activate for the wrong reason. These are referred to as unwarranted alarms. Unwarranted alarms can occur for several reasons. These reasons are: lack of maintenance, improper detector placement, improper detector settings, etc. Unwarranted alarms are preventable by properly installing and maintaining the detection system.

PREVENTION OF UNNECESSARY AND UNWARRANTED ALARMS

- In any premises having a fire alarm system or a smoke detector that automatically transmits signals to the Fire Department or a central station, the owner (including lessee) of the premises shall be responsible for preventing the transmission of unnecessary or unwarranted alarms, and shall be liable for any violation of this section.
- It shall be unlawful to transmit two (2) or more unnecessary or unwarranted alarms in any (3) three-month period, (1) and it shall be unlawful to transmit any additional unnecessary or unwarranted alarms as set forth in FR (FR 907-01).
- The owner of any premises from which a second unnecessary or unwarranted alarm is transmitted in any three-month period will be subject to issuance of a notice of violation. Such notice of violation will afford the owner the opportunity to address the cause of the unnecessary or unwarranted alarm and to certify correction of the violation in accordance with FR, without having to appear for an ECB (Environmental Control Board) hearing and without imposition of a penalty.
- An owner issued a notice of violation pursuant to FR shall be liable for violation of this section for any subsequent unnecessary or unwarranted alarm within six (6) months of the date of issuance of the notice of violation. Each such subsequent notice of violation shall constitute a repeat offense pursuant Administrative Code 15-229(a) and shall not be eligible for certification of correction without a hearing and penalty pursuant to FR. Each such subsequent notice of violation shall extend for an additional six (6) months the time the owner is liable for unnecessary or unwarranted alarms pursuant to this provision.
- An owner issued one (1) or more notices of violation pursuant to FR or (4) who does not transmit any unnecessary or unwarranted alarm within six (6) months of the date of issuance of the last-issued notice of violation shall be restored to compliant status and shall thereafter be subject to issuance of a notice of violation for only two (2) unnecessary or unwarranted alarms within a three-month period, as set forth in FR.

S-78/F-78 CERTIFICATE OF FITNESS CHANGES – 2016

NEW INFORMATION

- Since W-26 and T-97 are no longer valid, and mention of those Certificates of Fitness was removed.
- Definitions:
 - ARCS (Auxiliary Radio Communications System)
 - Shall
 - Should
 - Out of service system
 - Trouble Signal
- Chart was added to show the scope of responsibilities for S-95, F-57, S-78/F-78, S-97/S-98 Certificate of Fitness holders.
- Deleted anatomy of ionization smoke detector, and added anatomy of photoelectric smoke detector instead.
- Changed image to represent the principle of ionization smoke detector.
- Modified Multi-criteria detector section.
- Modified Alarm Verification section.
- Horizontal placement of smoke detectors on ceilings is no longer restricted.
- Spot-type smoke detectors must be located at least 36 inches from an air diffuser (supply or return).
- Added description of out of service protocol.